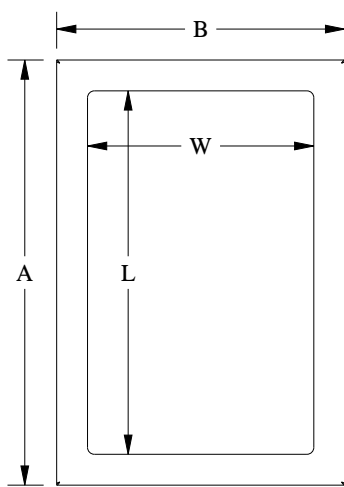
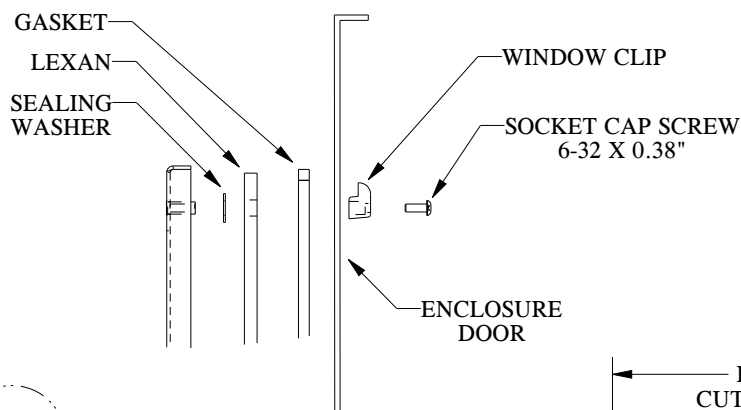


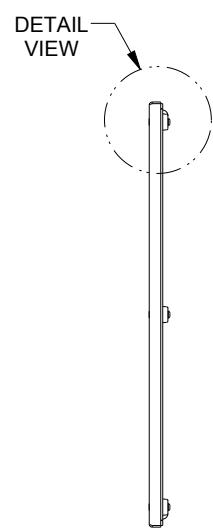
NEMA 4 WINDOW KIT

PWK WINDOW KIT:
UL: TYPE 1, 3R & 12

NEMA:
TYPE 1, 3, 3R, 12, 4 & 4X

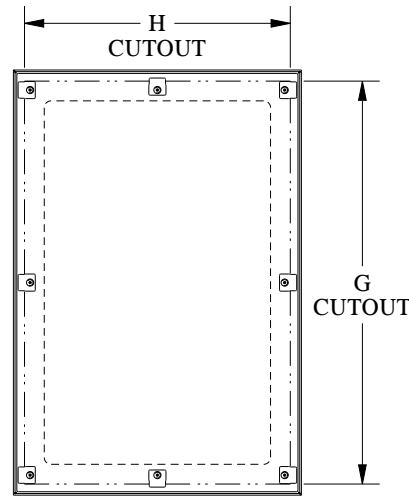


EXTERNAL VIEW



RIGHT SIDE VIEW

EXPLODED
DETAIL VIEW



INTERNAL VIEW

PART NUMBER	VIEWING AREA L x W	FRAME SIZE A x B	CUTOUT SIZE G x H
SCE-PWK53NF	5.25 x 3.25 [133] x [82]	7.50 x 5.50 [190] x [140]	6.69 x 4.69 [170] x [119]
SCE-PWK63NF	6.55 x 2.85 [166] x [72]	8.80 x 5.10 [224] x [130]	7.85 x 4.16 [199] x [106]
SCE-PWK95NF	9.25 x 5.75 [235] x [146]	11.50 x 8.00 [292] x [203]	10.69 x 7.19 [272] x [183]
SCE-PWK138NF	13.25 x 8.25 [336] x [209]	15.50 x 10.50 [394] x [267]	14.69 x 9.69 [373] x [246]
SCE-PWK1711NF	17.25 x 11.25 [438] x [286]	19.50 x 13.50 [495] x [343]	18.69 x 12.69 [475] x [322]
SCE-PWK2315NF	23.25 x 15.25 [590] x [387]	25.50 x 17.50 [648] x [444]	24.69 x 16.69 [627] x [424]
SCE-PWK2919NF	29.25 x 19.25 [743] x [489]	31.50 x 21.50 [800] x [546]	30.69 x 20.69 [780] x [526]
SCE-PWK53NFSS	5.25 x 3.25 [133] x [82]	7.50 x 5.50 [190] x [140]	6.69 x 4.69 [170] x [119]
SCE-PWK95NFSS	9.25 x 5.75 [235] x [146]	11.50 x 8.00 [292] x [203]	10.69 x 7.19 [272] x [183]
SCE-PWK138NFSS	13.25 x 8.25 [336] x [209]	15.50 x 10.50 [394] x [267]	14.69 x 9.69 [373] x [246]
SCE-PWK1711NFSS	17.25 x 11.25 [438] x [286]	19.50 x 13.50 [495] x [343]	18.69 x 12.69 [475] x [322]
SCE-PWK2315NFSS	23.25 x 15.25 [590] x [387]	25.50 x 17.50 [648] x [444]	24.69 x 16.69 [627] x [424]
SCE-PWK2919NFSS	29.25 x 19.25 [743] x [489]	31.50 x 21.50 [800] x [546]	30.69 x 20.69 [780] x [526]